

INTRAbrush

A high quality bristle brush Entrance Matting system for high traffic environments, designed to effectively remove coarse dirt particles, snow and ice.



STRENGTH RATING - HIGH




ZONAL OPTION - 1 AND 2



WIDE RANGE OF DESIGN
OPTIONS



WARRANTY - 5 YEARS



SPECIFICATION

Product Reference	INTRABrush Heavy Duty Entrance Matting
Strength Rating	High - suitable for areas with heavy foot and wheeled traffic
Zonal Location	High Traffic environments Zone 2 Interior area Zone 1 Exterior area
Construction	Heel Proof Open - 4mm gaps Rigid synthetic carrier profiles with hardwearing nylon brushes High Tensile Stainless Steel wired construction with PVC spacing sections
Typical Application	High Traffic locations such as Public Buildings, Commercial Offices, Shopping Centres etc
Design Options	Wide range of design options - with multi coloured bristle brush inserts
Weight	19.4kg/m ²
Matwell Framing	INT019
Slip Rating	Will vary with insert, in excess of PTV 38
Warranty	5 years
Sustainability	100% recycled aluminium profile

COLOURS



Black



Dark Grey



Light Grey



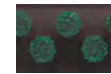
Brown




Yellow



Coir



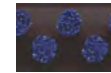
Dark Green



Green



Mint Green



Blue



Dark Red

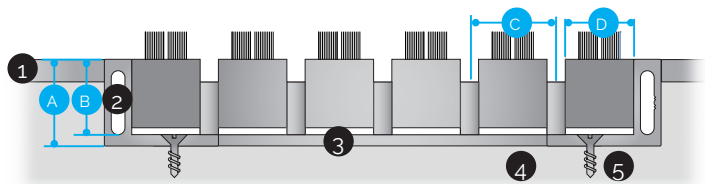


Red



Orange

PROFILE




A	19mm	1	Finished Floor surface
B	16.5mm	2	Recessed matwell frame
C	19mm Profile	3	Levelling latex to matwell base
D	15mm Module	4	Screed sub-floor
		5	Screw fixings


NORWICH UNION HOUSE

Fourth Floor
CartwrightKing
Third Floor
Second Floor
Central College Norwich
First Floor
Central College Norwich
Reception





INTRAbush



1. Norwich House, Nottingham
2. Norwich House, Nottingham
3. Office Building - London
4. Norwich House, Nottingham

INTRAS.
SYSTEMS

14 HEADLANDS BUSINESS PARK, SALISBURY ROAD, BLASHFORD, RINGWOOD, BH24 3PB
01425 472000 WWW.INTRASYSTEMS.CO.UK